



**S.S. Switch Gears**

# Product Catalogue 2023



Futuristic & Farmer Friendly Starters...



# S.S. Switch Gears

Welcome to SS.Switch Gears, Bangalore. We offer you widest range and the latest technology in agricultural control starters. We specialize in motor control panels and starters for domestic and agricultural use. Our products target the basic need of farmers and are built to work trouble free in any field conditions across India.

SS.Switch Gears manufactures and develops Control Panels and products under the brand name **SSS GOLD**. The focus is very clear, to develop new products with latest technology keeping the need of the farmers and their field conditions and value for Money with very competitive price and making sure it has the best reach.

Quality and standards of each product are constantly monitored, and it's our commitment to improve and upgrade our products as per the new changes in the field conditions and the requirement of the farmers.

We visualize ourselves as the best-preferred brand to give the latest products to all the farmers in our country with the best quality at the most economical price

We see ourselves as the best value offering motor control Starter manufacturer in India

Product Range :

- \* 2/3 - Mini Converter
- \* 2/3 - Converter with Condenser
- \* Mobile Controller Unit (GSM)
- \* Single Phase Starter for (V4) Motor
- \* Auto Start Units - Single / Three Phase
- \* DOL Starter - MK 1 - Model
- \* All-In-One Single Phase Preventer
- \* Three Phase All-In-One DOL Starter
- \* Three Phase All-In-One SASD Starter
- \* All-In-One DOL Starter with Converter
- \* All-In-One SASD Starter with Converter
- \* DOL & SASD - Combo Starter (4-In-1)
- \* 25-100 HP - 2PH to 3PH - Converter with Power Generator



हर तरफ़ खुशहाली...  
हर तरफ़ हरियाली ।



**Model : SS-6 (3HP to 60HP)**

## LCD - All in One Preventer with Auto Start & Mobile Controller

### Additional Attachment for ALL DOL & STAR DELTA STARTERS

#### LCD - DOL - ALL IN ONE PREVENTER WITH AUTO START & MOBILE CONTROLLER - SS - 6

SL. No.	Model	HP	Relay	Supply	PKG
SL - 6/1	SS - 6	3/4	3 - 10	3 - PH	16
SL - 6/2	SS - 6	5/6	5 - 15	3 - PH	16
SL - 6/3	SS - 6	7.5/8	8 - 25	3 - PH	16

#### LCD - SASD - ALL IN ONE PREVENTER WITH AUTO START & MOBILE CONTROLLER - SS - 6

SL. No.	Model	HP	Relay	Supply	PKG
SL - 6/4	SS - 6	7.5/8	8 - 25	3 - PH	16
SL - 6/5	SS - 6	10/12.5	20 - 40	3 - PH	16
SL - 6/6	SS - 6	15	30 - 50	3 - PH	16
SL - 6/7	SS - 6	17.5	35 - 60	3 - PH	16
SL - 6/8	SS - 6	20	40 - 70	3 - PH	16
SL - 6/9	SS - 6	25	50 - 80	3 - PH	16

#### Features & Protections

- \* Over Load Relay (Adjustable)
- \* Single Phase Protection For (LT & HT)
- \* Auto Start (1 – 600 sec Timer Adjustable)
- \* Dry Run Protection (Timer Adjustable)
- \* Cycle Timer (Timer Adjustable)
- \* SASD Timer (1 – 60 sec Timer Adjustable)
- \* Voltage & Current Sensing Prevention
- \* Phase-to-Phase Unbalance Load Protection
- \* High & Low Voltage Protection (Adjustable)
- \* Rotor Lock Protection

**Note : Connect only copper wires for input supply.**



## LCD - All in One Preventer with Auto Start & Mobile Controller

### Instructions for Operation

Insert SIM Card gently in SIM Tray

(Motor On) Dial Sim No & Disconnect After 2 Rings

(Motor Off) Dial Sim No & Disconnect After 5 Rings

(To Register Mobile No.) Send an SMS \*start to the Starter

**Note : Not Compatible with JIO Sim**

**Model : SS-3**

## GSM - Mobile Controller

**Additional Attachment for ALL-IN-ONE PREVENTER**





**Model : SS-18 (3HP to 60HP)**

## LCD - All in One Preventer with Auto Start & Mobile Controller

**Additional Attachment for ALL DOL & STAR DELTA STARTERS**

### LCD - DOL - ALL IN ONE PREVENTER WITH AUTO START & MOBILE CONTROLLER - SS - 18

SL. No.	Model	HP	Relay	Supply	PKG
SL - 18/1	SS - 18	3/4	3 - 10	3 - PH	12
SL - 18/2	SS - 18	5/6	5 - 15	3 - PH	12
SL - 18/3	SS - 18	7.5/8	8 - 25	3 - PH	12

### LCD - SASD - ALL IN ONE PREVENTER WITH AUTO START & MOBILE CONTROLLER - SS - 18

SL. No.	Model	HP	Relay	Supply	PKG
SL - 18/4	SS - 18	7.5/8	8 - 25	3 - PH	12
SL - 18/5	SS - 18	10/12.5	20 - 40	3 - PH	12
SL - 18/6	SS - 18	15	30 - 50	3 - PH	12
SL - 18/7	SS - 18	17.5	35 - 60	3 - PH	12
SL - 18/8	SS - 18	20	40 - 70	3 - PH	12
SL - 18/9	SS - 18	25	50 - 80	3 - PH	12


### Features & Protections

- \* Over Load Relay (Adjustable)
- \* Single Phase Protection For (LT & HT)
- \* Auto Start (1 – 600 sec Timer Adjustable)
- \* Dry Run Protection (Timer Adjustable)
- \* Cycle Timer (Timer Adjustable)
- \* SASD Timer (1 – 60 sec Timer Adjustable)
- \* Voltage & Current Sensing Prevention
- \* Phase-to-Phase Unbalance Load Protection
- \* High & Low Voltage Protection (Adjustable)
- \* Rotor Lock Protection

**Note : Connect only copper wires for input supply.**



+



## LCD - All in One Preventer with Auto Start & Mobile Controller

### Instructions for Operation

Insert SIM Card gently in SIM Tray

(Motor On) Dial Sim No & Disconnect After 2 Rings

(Motor Off) Dial Sim No & Disconnect After 5 Rings

(To Register Mobile No.) Send an SMS **\*start** to the Starter

**Note : Not Compatible with JIO Sim**

**Model : SS-3**

## GSM - Mobile Controller

**Additional Attachment for ALL-IN-ONE PREVENTER**



**Model : SS-8 (3HP to 10HP)**

## LCD - DOL Starter with Auto Start & Mobile Controller (Economy Range)

LCD - DOL - ALL IN ONE DOL STARTER WITH AUTO START & MOBILE CONTROLLER - SS - 8

SL. No.	Model	HP	Relay	Supply	PKG
SL - 8/1	SS - 8	3/4	3 - 10	3 - PH	12
SL - 8/2	SS - 8	5/6	5 - 15	3 - PH	12
SL - 8/3	SS - 8	7.5/8	8 - 25	3 - PH	12
SL - 8/4	SS - 8	10	10 - 45	3 - PH	12

**Applications :** All in one DOL STARTER is used for Domestic, Agricultural and Industrial Applications. It contains all features which are required to protect the motor from all hazardous conditions.

### Features & Protections

- \* Over Load Relay (Adjustable)
- \* Single Phase Protection For (LT & HT)
- \* Auto Start (1 – 600 sec Timer Adjustable)
- \* Dry Run Protection (Timer Adjustable)
- \* Cycle Timer (Timer Adjustable)
- \* Voltage & Current Sensing Prevention
- \* Phase-to-Phase Unbalance Load Protection
- \* High & Low Voltage Protection (Adjustable)
- \* Rotor Lock Protection

**Note : Connect only copper wires for input supply.**



## LCD - All in One Preventer with Auto Start & Mobile Controller

### Instructions for Operation

Insert SIM Card gently in SIM Tray

(Motor On) Dial Sim No & Disconnect After 2 Rings

(Motor Off) Dial Sim No & Disconnect After 5 Rings

(To Register Mobile No.) Send an SMS **\*start** to the Starter

**Note : Not Compatible with JIO Sim**

**Model : SS-3**

## GSM - Mobile Controller

**Additional Attachment for LCD - DOL Starter**





**Model : SS-9 (7.5HP to 25HP)**

## LCD - STAR DELTA Starter with Auto Start & Mobile Controller (Economy Range)

LCD - STAR DELTA STARTER WITH AUTO START & MOBILE CONTROLLER - ECONOMY RANGE - SS - 9

SL. No.	Model	HP	Relay	Supply	PKG
SL - 9/1	SS - 9	7.5/8	8 - 25	3 - PH	4
SL - 9/2	SS - 9	10/12.5	20 - 40	3 - PH	4
SL - 9/3	SS - 9	15	30 - 50	3 - PH	4
SL - 9/4	SS - 9	17.5	35 - 60	3 - PH	4
SL - 9/5	SS - 9	20	40 - 70	3 - PH	4
SL - 9/6	SS - 9	25	50 - 80	3 - PH	4

**Applications :** All in one STAR DELTA STARTER is used to protect all submersible pumps and Motors, which are used for Domestic, Agricultural and Industrial Applications. It also protects the Motor from all hazardous conditions occurring in the field.

### Features & Protections

- \* Over Load Relay (Adjustable)
- \* Single Phase Protection For (LT & HT)
- \* Auto Start (1 – 600 sec Timer Adjustable)
- \* Dry Run Protection (Timer Adjustable)
- \* Cycle Timer (Timer Adjustable)
- \* SASD Timer (1 – 60 sec Timer Adjustable)
- \* Voltage & Current Sensing Prevention
- \* Phase-to-Phase Unbalance Load Protection
- \* High & Low Voltage Protection (Adjustable)
- \* Rotor Lock Protection

**Note : Connect only copper wires for input supply.**



## LCD - STAR DELTA Starter with Auto Start & Mobile Controller

### Instructions for Operation

Insert SIM Card gently in SIM Tray

(Motor On) Dial Sim No & Disconnect After 2 Rings

(Motor Off) Dial Sim No & Disconnect After 5 Rings

(To Register Mobile No.) Send an SMS **\*start** to the Starter

**Note : Not Compatible with JIO Sim**

**Model : SS-3**

## GSM - Mobile Controller

**Additional Attachment for LCD - STAR DELTA Starter**





**Model : SS-16 (3HP to 10HP)**

## LCD - DOL - MU1 Starter with Auto Start & Mobile Controller (Economy Range)

LCD - DOL - MU1 - ALL IN ONE DOL STARTER WITH AUTO START & MOBILE CONTROLLER - SS - 16

SL. No.	Model	HP	Relay	Supply	PKG
SL - 16/1	SS - 16	3/4	3 - 10	3 - PH	6
SL - 16/2	SS - 16	5/6	5 - 15	3 - PH	6
SL - 16/3	SS - 16	7.5/8	8 - 25	3 - PH	6
SL - 16/4	SS - 16	10	10 - 45	3 - PH	6

**Applications :** All in one DOL STARTER is used for Domestic, Agricultural and Industrial Applications. It contains all features which are required to protect the motor from all hazardous conditions.

### Features & Protections

- \* Over Load Relay (Adjustable)
- \* Single Phase Protection For (LT & HT)
- \* Auto Start (1 – 600 sec Timer Adjustable)
- \* Dry Run Protection (Timer Adjustable)
- \* Cycle Timer (Timer Adjustable)
- \* Voltage & Current Sensing Prevention
- \* Phase-to-Phase Unbalance Load Protection
- \* High & Low Voltage Protection (Adjustable)
- \* Rotor Lock Protection

**Note : Connect only copper wires for input supply.**

## LCD - DOL - MU1 Starter with Auto Start & Mobile Controller

### Instructions for Operation

Insert SIM Card gently in SIM Tray

(Motor On) Dial Sim No & Disconnect After 2 Rings

(Motor Off) Dial Sim No & Disconnect After 5 Rings

(To Register Mobile No.) Send an SMS \*start to the Starter

**Note : Not Compatible with JIO Sim**

**Model : SS-3**

## GSM - Mobile Controller

**Additional Attachment for LCD - DOL - MU1 Starter**



+





**Model : SS-17 (7.5HP to 25HP)**

## LCD - STAR DELTA - MUI Starter with Auto Start & Mobile Controller (Economy Range)

LCD - STAR DELTA STARTER WITH AUTO START & MOBILE CONTROLLER - ECONOMY RANGE - SS - 9

SL. No.	Model	HP	Relay	Supply	PKG
SL - 17/1	SS - 17	7.5/8	8 - 25	3 - PH	4
SL - 17/2	SS - 17	10/12.5	20 - 40	3 - PH	4
SL - 17/3	SS - 17	15	30 - 50	3 - PH	4
SL - 17/4	SS - 17	17.5	35 - 60	3 - PH	4
SL - 17/5	SS - 17	20	40 - 70	3 - PH	4
SL - 17/6	SS - 17	25	50 - 80	3 - PH	4

**Applications :** All in one STAR DELTA STARTER is used to protect all submersible pumps and Motors, which are used for Domestic, Agricultural and Industrial Applications. It also protects the Motor from all hazardous conditions occurring in the field.

### Features & Protections

- \* Over Load Relay (Adjustable)
- \* Single Phase Protection For (LT & HT)
- \* Auto Start (1 – 600 sec Timer Adjustable)
- \* Dry Run Protection (Timer Adjustable)
- \* Cycle Timer (Timer Adjustable)
- \* SASD Timer (1 – 60 sec Timer Adjustable)
- \* Voltage & Current Sensing Prevention
- \* Phase-to-Phase Unbalance Load Protection
- \* High & Low Voltage Protection (Adjustable)
- \* Rotor Lock Protection

**Note : Connect only copper wires for input supply.**



+



## LCD - STAR DELTA - MUI Starter with Auto Start & Mobile Controller

### Instructions for Operation

Insert SIM Card gently in SIM Tray

(Motor On) Dial Sim No & Disconnect After 2 Rings

(Motor Off) Dial Sim No & Disconnect After 5 Rings

(To Register Mobile No.) Send an SMS **\*start** to the Starter

**Note : Not Compatible with JIO Sim**

Model : SS-3

## GSM - Mobile Controller

**Additional Attachment for  
LCD - STAR DELTA - MUI Starter**





**Model : SS-3**

## GSM - Mobile Controller

**Additional Attachment for ALL-IN-ONE LCD DOL & STAR DELTA PANELS**

### MOBILE CONTROLLER - (GSM) - SMALL - SS - 3

SL. No.	Model	HP	PKG
SL-3/1	SS - 3	1 - 100	12

**Applications :** (GSM) - Mobile Controller can be connected with all **ALL-IN-ONE LCD PANELS**. You can Start and stop the Motor from your Mobile from any Distance.

### Features

- \* Switch ON / OFF via Missed Call
- \* Switch ON / OFF via SMS
- \* Field Condition Feedback via SMS
- \* Power ON / OFF Status Alerts via SMS
- \* Technical Fault Alerts via SMS
- \* Remote Configuration via SMS

### Instructions for Operation

**Insert SIM Card gently in SIM Tray**

**(Motor On)** Dial Sim No & Disconnect After **2 Rings**

**(Motor Off)** Dial Sim No & Disconnect After **5 Rings**

**(To Register Mobile No.)** Send an SMS **\*start** to the Starter

**Note : Not Compatible with JIO Sim**



**Model : SS-7**

## GSM - Mobile Controller

**Additional External Attachment for 3 PHASE DOL & STAR DELTA STARTERS**

### MOBILE CONTROLLER - (GSM) - BIG - SS - 7 - DETAILS

SL. No.	Model	HP	Supply	PKG
SL-7/1	SS - 7	1 - 50	3 - PH	6

**Applications :** (GSM) - Mobile Controller can be connected with all **3 PHASE STARTERS** of any make. You can Start and stop the Motor from your Mobile from any Distance.

### Instructions for Operation

**Insert SIM Card gently in SIM Tray**

**(Motor On)** Dial Sim No & Disconnect After **2 Rings**

**(Motor Off)** Dial Sim No & Disconnect After **5 Rings**

**(To Register Mobile No.)** Send an SMS **\*start** to the Starter

**Note : Not Compatible with JIO Sim**



**Model : SS-4**

## Single Phase Starter for V4-Motors

### SINGLE PHASE STARTER FOR - V4 - MOTORS - SS - 4

SL. No.	Model	HP	MCB	Supply	PKG
SL - 4/1	SS - 4	0.5	6 A	P/N	6
SL - 4/2	SS - 4	1	10 A	P/N	6
SL - 4/3	SS - 4	1.5	16 A	P/N	6
SL - 4/4	SS - 4	2	20 A	P/N	6
SL - 4/5	SS - 4	3	25 A	P/N	6

### CONDENSER CHART FOR - SINGLE PHASE STARTER

HP	MCB	TOUCH	RUN	VOLTAGE
0.5	6 - A	100/120	25 - MFD	240 - V
1	10 - A	120/150	36 - MFD	240 - V
1.5	16 - A	150/200	50 - MFD	240 - V
2	20 - A	200/250	72 - MFD	240 - V
3	25 - A	200/250	100 - MFD	240 - V

**Note :** \* Add extra capacitors if voltage is low.  
\* Connect only copper wires for input supply.



+



**SL - 4/6**

## Auto Start Unit

**Additional Attachment for Single Phase Starter for V4-Motors**



**Model : SS-13**

## LCD - Single Phase Starter for V4-Motors

WITH AUTO START, OVER LOAD & DRY RUN PROTECTION - SS - 13

SL. No.	Model	HP	RELAY	Supply	PKG
SL - 13/1	SS - 13	0.5	3 - 6	P/N	6
SL - 13/2	SS - 13	1	6 - 10	P/N	6
SL - 13/3	SS - 13	1.5	10 - 16	P/N	6
SL - 13/4	SS - 13	2	12 - 20	P/N	6
SL - 13/5	SS - 13	3	15 - 25	P/N	6

### Features & Protections

- \* Over Load Relay (Adjustable)
- \* Single Phase Protection For (LT & HT)
- \* Auto Start (1 – 600 sec Timer Adjustable)
- \* Dry Run Protection (Timer Adjustable)
- \* Cycle Timer (Timer Adjustable)
- \* Voltage & Current Sensing Prevention
- \* Phase-to-Phase Unbalance Load Protection
- \* High & Low Voltage Protection (Adjustable)
- \* Rotor Lock Protection

**Note :** \* Add extra capacitors if voltage is low.  
\* Connect only copper wires for input supply.



## LCD - Single Phase Starter for V4-Motors

### Instructions for Operation

Insert SIM Card gently in SIM Tray

(Motor On) Dial Sim No & Disconnect After 2 Rings

(Motor Off) Dial Sim No & Disconnect After 5 Rings

(To Register Mobile No.) Send an SMS \*start to the Starter

**Note : Not Compatible with J10 Sim**

**Model : SS-3**

## GSM - Mobile Controller

**Additional Attachment for LCD - Single Phase Starter**





**Model : SS-13**

## LCD - Single Phase Starter for V4-Motors

WITH AUTO START, OVER LOAD & DRY RUN PROTECTION SS - 13

SL. No.	Model	HP	Relay	Supply	PKG
SL - 13/6	SS - 13	5	20-30	P/N	3
SL - 13/7	SS - 13	7.5	25-60	P/N	3

### Features & Protections

- \* Over Load Relay (Adjustable)
- \* Single Phase Protection For (LT & HT)
- \* Auto Start (1 – 600 sec Timer Adjustable)
- \* Dry Run Protection (Timer Adjustable)
- \* Cycle Timer (Timer Adjustable)
- \* Voltage & Current Sensing Prevention
- \* Phase-to-Phase Unbalance Load Protection
- \* High & Low Voltage Protection (Adjustable)
- \* Rotor Lock Protection

**Note :** \* Add extra capacitors if voltage is low.  
\* Connect only copper wires for input supply.



## LCD - Single Phase Starter for V4-Motors

### Instructions for Operation

**Insert SIM Card gently in SIM Tray**

**(Motor On)** Dial Sim No & Disconnect After 2 Rings

**(Motor Off)** Dial Sim No & Disconnect After 5 Rings

**(To Register Mobile No.)** Send an SMS **\*start** to the Starter

**Note : Not Compatible with JIO Sim**

**Model : SS-3**

## GSM - Mobile Controller

**Additional Attachment for  
LCD - Single Phase Starter**





**Model : SS-10**

## LCD - DOL Starter with Converter Auto Start & Mobile Controller

### LCD - DOL STARTER WITH CONVERTER, AUTO START & MOBILE CONTROLLER - REGULAR - SS - 10

SL. No.	Model	HP	Supply	PKG
SL - 10/1	SS - 10	3/4	2/3	3
SL - 10/2	SS - 10	5/6	2/3	3
SL - 10/3	SS - 10	7.5/8	2/3	3
SL - 10/4	SS - 10	10	2/3	3

### LCD - DOL STARTER WITH CONVERTER, AUTO START & MOBILE CONTROLLER - JUICE - SS - 10

SL. No.	Model	HP	Supply	PKG
SL - 10/5	SS - 10	3/4	2/3	3
SL - 10/6	SS - 10	5/6	2/3	3
SL - 10/7	SS - 10	7.5/8	2/3	3
SL - 10/8	SS - 10	10	2/3	3

### CONDENSER CHART FOR - TWO IN ONE STARTER

HP	T1-T2	T3-T4	R1-R2	VOLTAGE
3/4	25-MFD	25 - MFD	36 - MFD	400 - V
5/6	150/200-MFD	36 - MFD	61 - MFD	400 - V
7.5/8	200/250-MFD	50 - MFD	100 - MFD	400 - V

**Note : Connect only copper wires for input supply.**

### Features & Protections

- \* Over Load Relay (Adjustable)
- \* Single Phase Protection For (LT & HT)
- \* Auto Start (1 – 600 sec Timer Adjustable)
- \* Dry Run Protection (Timer Adjustable)
- \* Voltage & Current Sensing Prevention
- \* Phase-to-Phase Unbalance Load Protection
- \* High & Low Voltage Protection (Adjustable)
- \* Cycle Timer (Timer Adjustable)
- \* Rotor Lock Protection



## LCD - DOL Starter with Converter Auto Start & Mobile Controller

### Instructions for Operation

Insert SIM Card gently in SIM Tray

(Motor On) Dial Sim No & Disconnect After 2 Rings

(Motor Off) Dial Sim No & Disconnect After 5 Rings

(To Register Mobile No.) Send an SMS **\*start** to the Starter

**Note : Not Compatible with JIO Sim**

**Model : SS-3**

## GSM - Mobile Controller

**Additional Attachment for  
LCD - DOL Starter**





**Model : SS-11**

## LCD-STAR DELTA Starter with Converter Auto Start & Mobile Controller

LCD - STAR DELTA STARTER WITH CONVERTER, AUTO START & MOBILE CONTROLLER - REGULAR - SS - 11

SL. No.	Model	HP	Supply	PKG
SL - 11/1	SS - 11	7.5/8	2/3	2
SL - 11/2	SS - 11	10/12.5	2/3	2
SL - 11/3	SS - 11	15	2/3	2
SL - 11/4	SS - 11	17.5	2/3	2
SL - 11/5	SS - 11	20	2/3	2
SL - 11/6	SS - 11	25	2/3	2

LCD - STAR DELTA STARTER WITH CONVERTER, AUTO START & MOBILE CONTROLLER - JUICE - SS - 11

SL. No.	Model	HP	Supply	PKG
SL - 11/7	SS - 11	7.5/8	2/3	2
SL - 11/8	SS - 11	10/12.5	2/3	2

CONDENSER CHART FOR - TWO IN ONE STARTER

HP	T1-T2	T3-T4	R1-R2	VOLTAGE
7.5/8	200/250	50	50+50	440 - V
10/12.5	200/250	50	50+50+50	440 - V
15	200/250	50	50+50+50	440 - V
17.5	200/250	50	50+50+50	440 - V
20	200/250	50	50+50+50	440 - V
25	200/250	50	50+50+50	440 - V

### Features & Protections

- \* Over Load Relay (Adjustable)
- \* Single Phase Protection For (LT & HT)
- \* Auto Start (1 – 600 sec Timer Adjustable)
- \* Dry Run Protection (Timer Adjustable)
- \* Cycle Timer (Timer Adjustable)
- \* SASD Timer (1 – 60 sec Timer Adjustable)
- \* Voltage & Current Sensing Prevention
- \* Phase-to-Phase Unbalance Load Protection
- \* High & Low Voltage Protection (Adjustable)
- \* Rotor Lock Protection

**Note : Connect only copper wires for input supply.**



## LCD-STAR DELTA Starter with Converter Auto Start & Mobile Controller

### Instructions for Operation

Insert SIM Card gently in SIM Tray

**(Motor On)** Dial Sim No & Disconnect After **2 Rings**

**(Motor Off)** Dial Sim No & Disconnect After **5 Rings**

**(To Register Mobile No.)** Send an SMS **\*start** to the Starter

**Note : Not Compatible with JIO Sim**

**Model : SS-3**

## GSM - Mobile Controller

**Additional Attachment for  
LCD - DOL & STAR DELTA Starter**





**Model : SS-1**



## Mini - Converter

MINI - CONVERTER					
SL. No.	Product	Model	HP	Phase	PKG
SL-1/1	MINI	SS - 1	1 - 15	2/3	6
SL-1/2	MINI	SS - 1	15 - 20	2/3	6
SL-1/3	MINI-JUICE	SS - 1	1 - 15	2/3	6

CONDENSER CHART FOR - MINI 1 - 15 HP				
HP	T1-T2	T3 - T4	R1 - R2	VOLTAGE
3/4	25-MFD	25 - MFD	36 - MFD	400 - V
5/6	50-MFD	36 - MFD	50 - MFD	400 - V
7.5/8	200/250-MFD	50 - MFD	100 - MFD	400 - V
10/12.5	200/250-MFD	50 - MFD	150 - MFD	400 - V

**Applications :** Mini converter can be connected with DOL and SASD starter of any type, This is used for Agriculture. In Two-Phase and Three Phase condition.

**Note :**  
 \* Add extra capacitors if voltage is low.  
 \* Connect only copper wires for input supply.



**Model : SS-2**

## Converter with Condenser

2/3 - CONVERTER WITH CAPACITORS - SS - 2 - DETAILS					
SL. No.	Product	Model	HP	Phase	PKG
SL - 2/1	CONVERTER	SS - 2	3/4	2/3	3
SL - 2/2	CONVERTER	SS - 2	5/6	2/3	3
SL - 2/3	CONVERTER	SS - 2	7.5/8	2/3	3
SL - 2/4	CONVERTER	SS - 2	10/12.5	2/3	3

WITH - JUICE - SS - 2 - DETAILS					
SL. No.	Product	Model	HP	Phase	PKG
SL - 2/5	JUICE	SS - 2	3/4	2/3	3
SL - 2/6	JUICE	SS - 2	5/6	2/3	3
SL - 2/7	JUICE	SS - 2	7.5/8	2/3	3
SL - 2/8	JUICE	SS - 2	10/12.5	2/3	3

CONDENSER CHART FOR - 2/3 WITH CONDENSER				
HP	T1-T2	T3 - T4	R1 - R2	VOLTAGE
3/4	25-MFD	25 - MFD	36	400 - V
5/6	50-MFD	50 - MFD	50	400 - V
7.5/8	200/250-MFD	86 - MFD	50+50	400 - V
10/12.5	200/250-MFD	50 - MFD	50+50+50	400 - V

**Applications :** Phase converter can be connected with DOL and SASD starter of any type This is used for Agriculture. In Two-Phase and Three Phase condition.

**Note :**  
 \* Add extra capacitors if voltage is low.  
 \* Connect only copper wires for input supply.



**Model : SS-5**

## MK-1 - DOL Starter - Small

### MK - 1 DOL - STARTER - REGULAR - SS - 5 - DETAILS

SL. No.	Model	HP	Relay	Supply	PKG
SL - 5/1	SS - 5	3	6 - 10	3 - PH	12
SL - 5/2	SS - 5	5	9 - 14	3 - PH	12
SL - 5/3	SS - 5	7.5	13 - 21	3 - PH	12
SL - 5/4	SS - 5	7.5 / 8	20 - 32	3 - PH	12

**Note : Connect only copper wires for input supply.**



**Model : SS-5**

## Deluxe MK-1 - DOL Starter - Big with Connector

### DELUXE - MK - 1 DOL - STARTER - WITH CONNECTOR - SS - 5 - DETAILS

SL. No.	Model	HP	Relay	Supply	PKG
SL - 5/5	SS - 5	3	6 - 10	3 - PH	12
SL - 5/6	SS - 5	5	9 - 14	3 - PH	12
SL - 5/7	SS - 5	7.5	13 - 21	3 - PH	12
SL - 5/8	SS - 5	7.5 / 8	20 - 32	3 - PH	12

**Note : Connect only copper wires for input supply.**





Model : SS-14

## AC Dual Meter Set

### Specification :

- \* 2-IN-1 (96) Moving Iron AC Meter
- \* 30 A (X2) 500 V with PC Glass
- \* Heavy Duty with 6SQMM Teflon Wiring



Model : SS-19

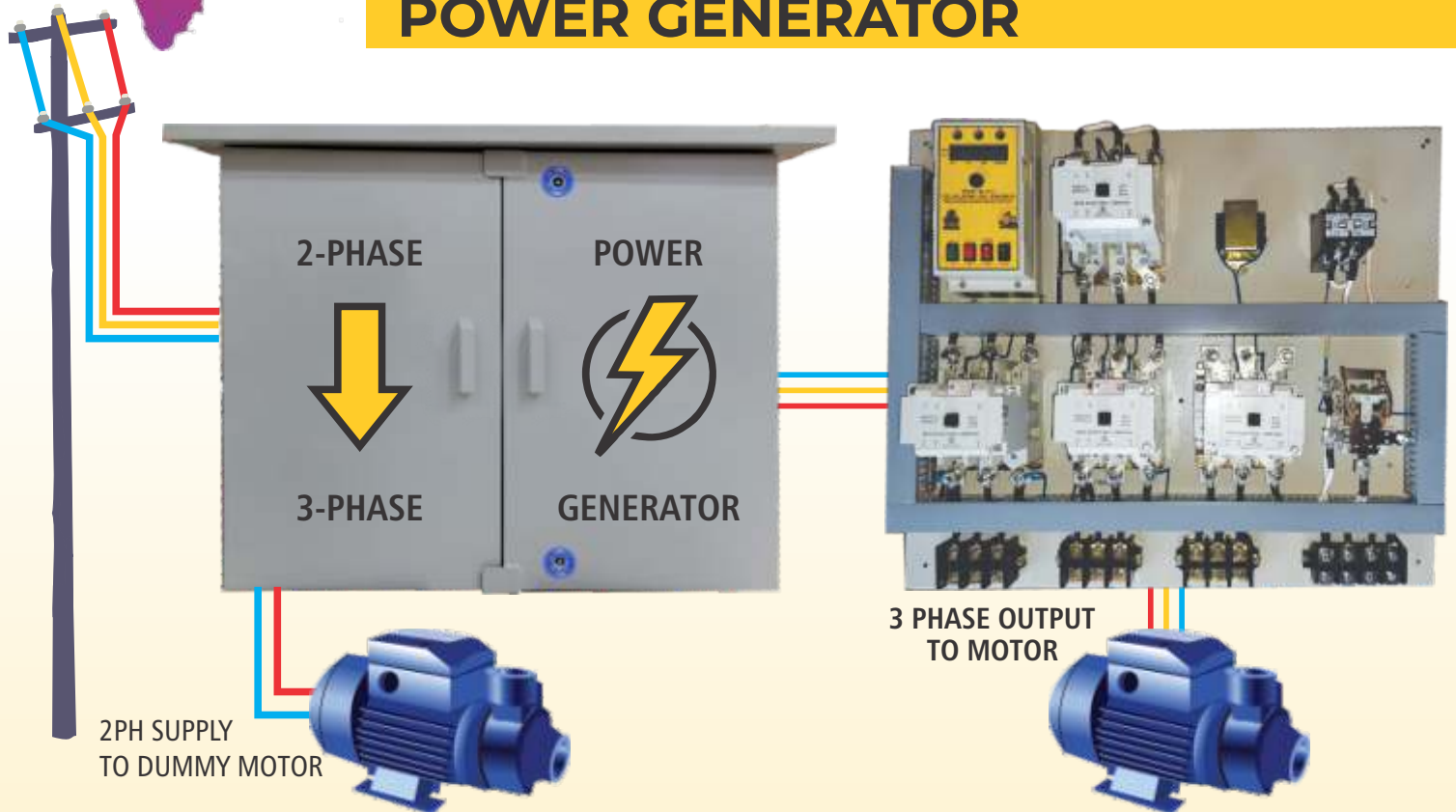
## 2-IN-1 (96) MOVING IRON AC METER

Specification : 30 A (X2) 500 V  
with PC GLASS



Model : SS-20 (30HP to 100HP)

## 30 HP - 100 HP - 2 PHASE - 3 PHASE CONVERTER WITH POWER GENERATOR



SUITABLE FOR



Sugarcane Industry



Stone Crushing Industry

### 30 HP - 100 HP - 2 PHASE - 3 PHASE CONVERTER WITH POWER GENERATOR - SS - 20

SL. No.	Model	HP	Supply	PKG
SL - 20/1	SS - 20	30	2/3	1
SL - 20/2	SS - 20	40	2/3	1
SL - 20/3	SS - 20	50	2/3	1
SL - 20/4	SS - 20	60-100	2/3	1

### Features & Protections

- \* Over Load Relay (Adjustable)
- \* Single Phase Protection For (LT & HT)
- \* Auto Start (1 – 600 sec Timer Adjustable)
- \* Dry Run Protection (Timer Adjustable)
- \* Cycle Timer (Timer Adjustable)
- \* SASD Timer (1 – 60 sec Timer Adjustable)
- \* Voltage & Current Sensing Prevention
- \* Phase-to-Phase Unbalance Load Protection
- \* High & Low Voltage Protection (Adjustable)
- \* Rotor Lock Protection

**Note : Connect only copper wires for input supply.**

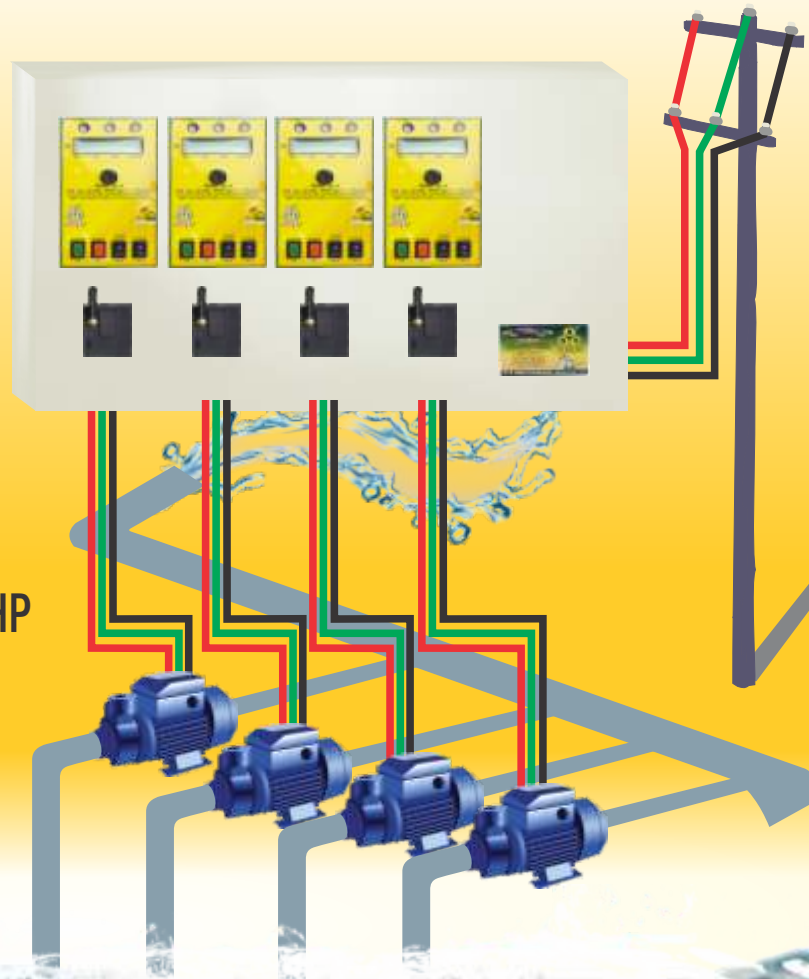


Model : SS-21 (3HP to 25HP)



# DOL & SASD COMBO STARTER

Connect (1) 3 Phase Electric Line & Run (4) Motors of 3 Phase 3HP to 25 HP with built-in 2/3 Converter



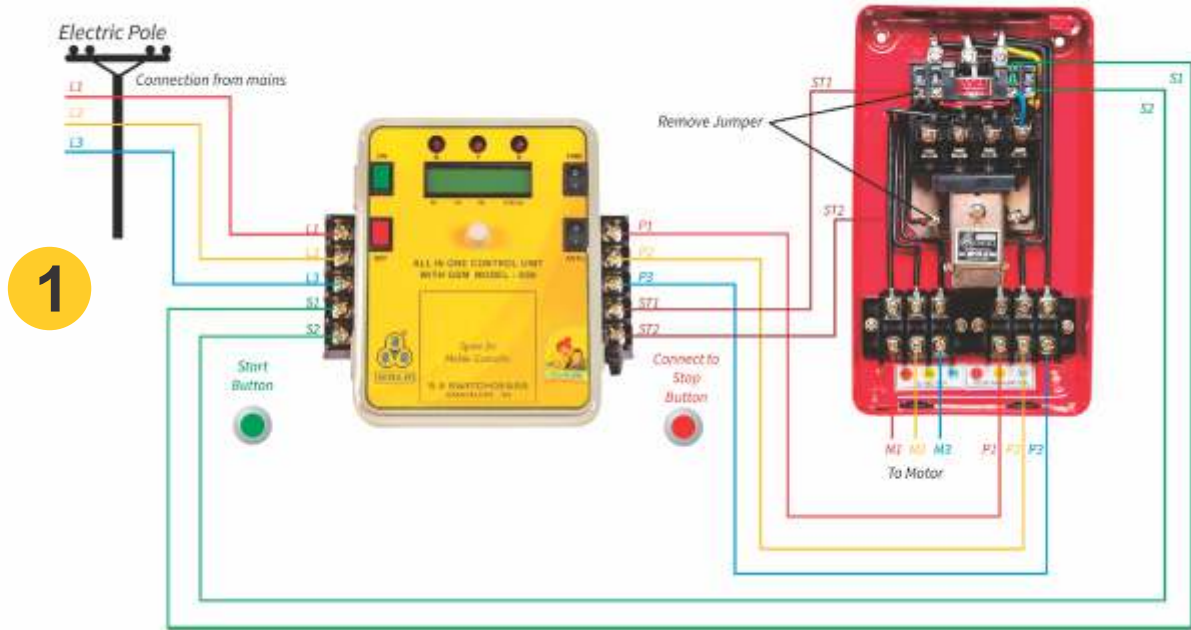
## COMBINATIONS

- |                           |                   |                          |                            |
|---------------------------|-------------------|--------------------------|----------------------------|
| • 1 - DOL - 1 SASD - 3 PH | • 2 - SASD - 3 PH | • 1 - DOL - 1 SASD + CAP | • 3 - DOL - 1 - SASD + CAP |
| • 2 - DOL - 1 SASD - 3 PH | • 4 - DOL - 3 PH  | • 2 - DOL - 1 SASD + CAP | • 4 - DOL + CAP            |
| • 3 - DOL - 1 SASD - 3 PH |                   |                          | • 2 - SASD + CAP           |

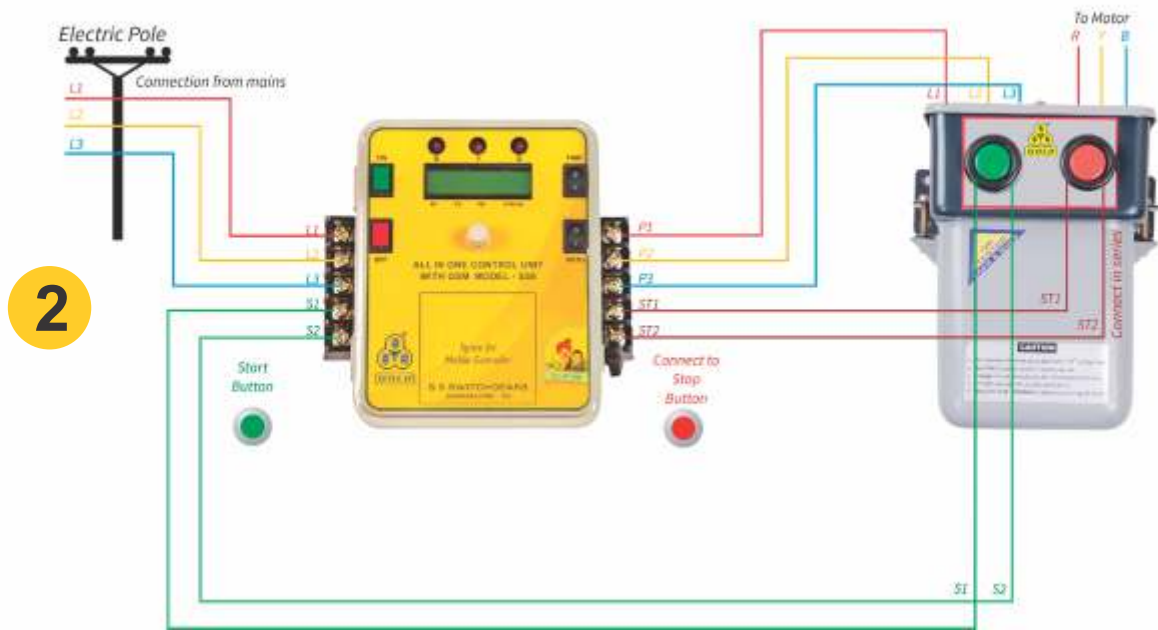
## KEY FEATURES

- |   |   |
|---|---|
| * Individual - 4 - Auto Start - Adjustable      | * Individual - 4 - Single Phase Preventer (LT & HT) |
| * Individual - 4 - Cycle Timer - Adjustable     | * Individual - Star Delta - Timer - Adjustable      |
| * Individual - 4 - Over Load Relay - Adjustable | * Individual - 4 - Dry Run Protection - Adjustable  |
| * Individual - 4 - Mobile Controller - GSM      | * Individual - 4 - High & Low Voltage - Adjustable  |

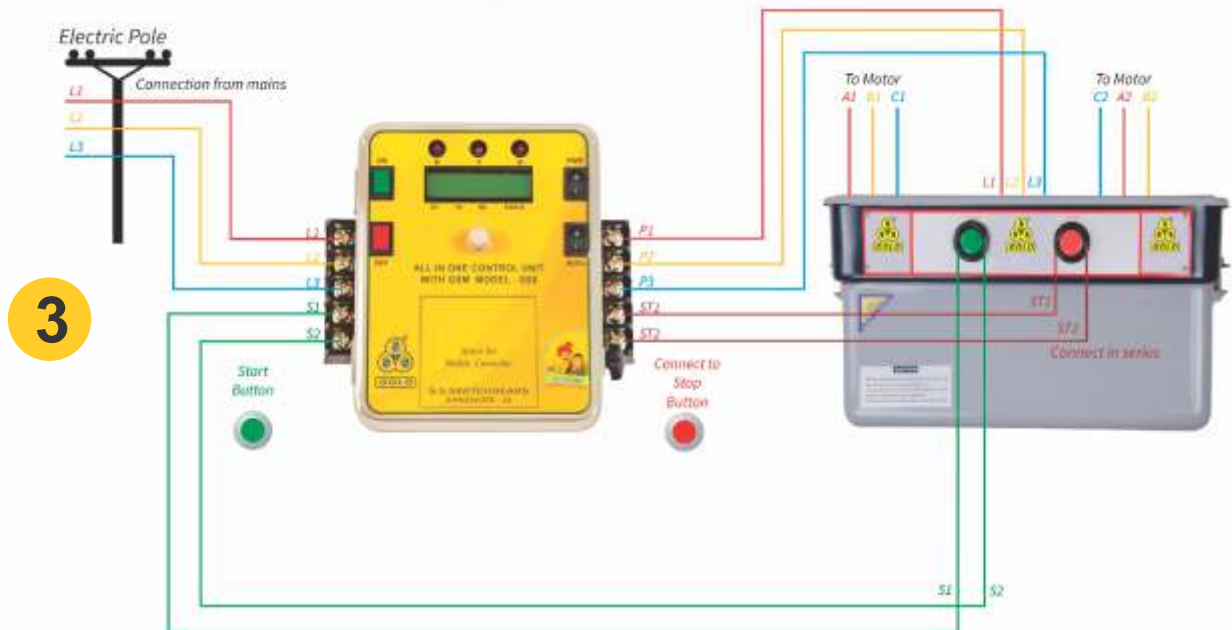
Connection Diagram - Preventer to MK-1 DOL Starter



Connection Diagram - Preventer to DOL OIL Starter

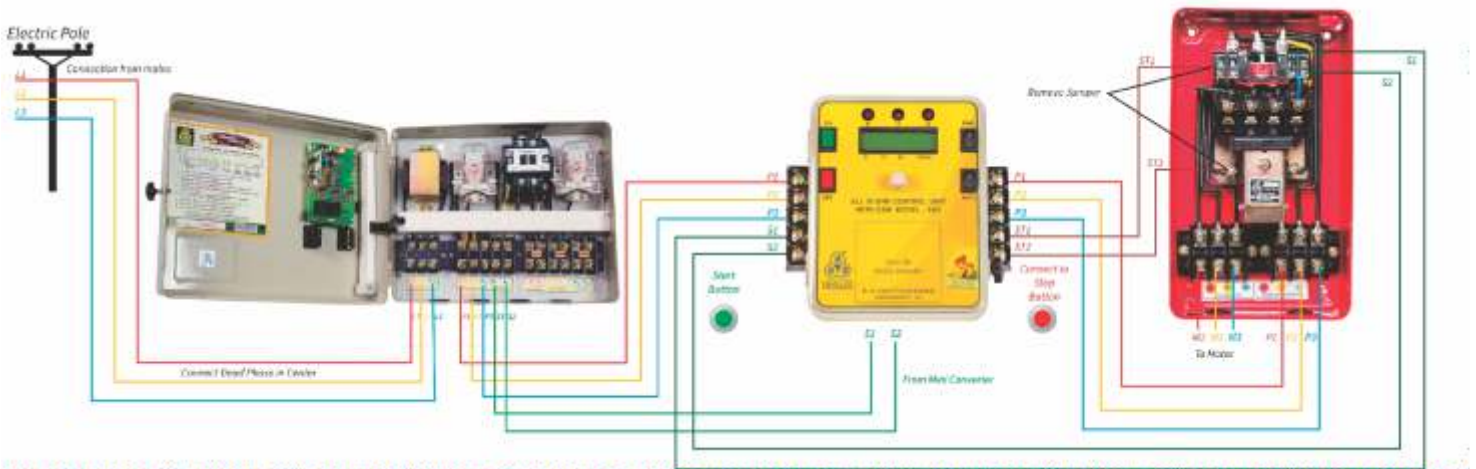


Connection Diagram - Preventer to SASD OIL Starter



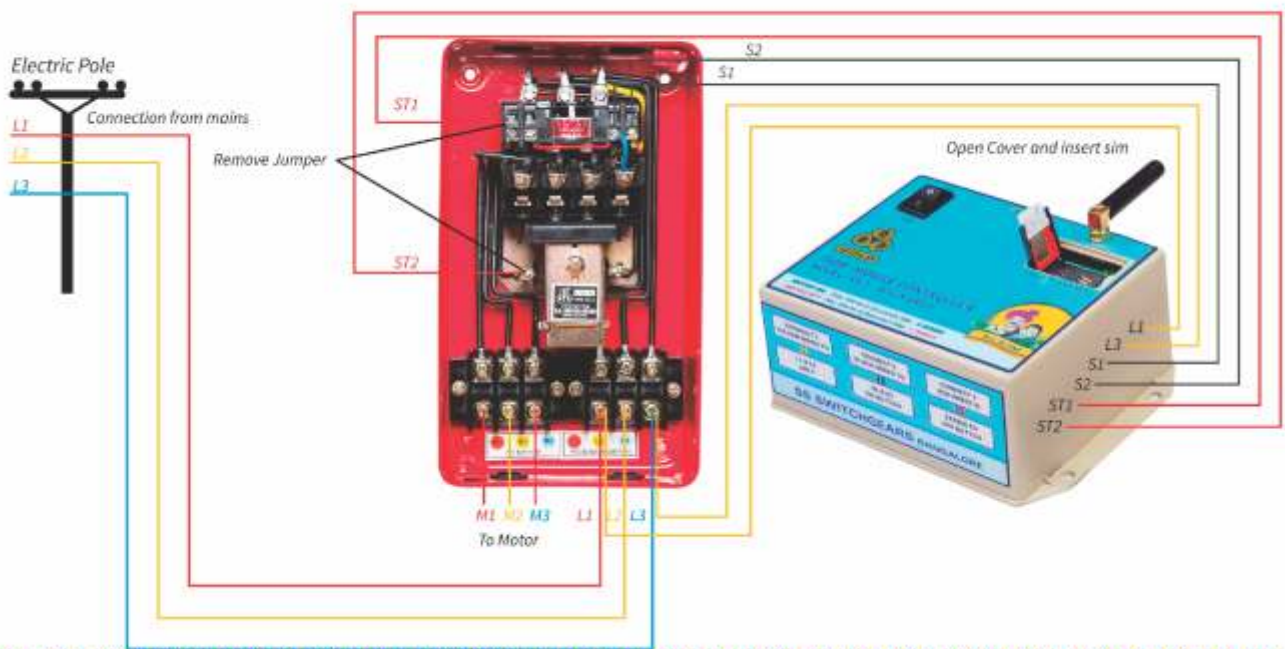
## Connection Diagram - Mini Converter to Preventer and MK-1 DOL Starter

4




## Connection Diagram - MK-1 DOL Starter to Mobile Controller (GSM)

5



## Connection Diagram - Mini converter to MK-1 DOL Starter


6




## Connection Diagram - Mini Converter to DOL Pannel Board



## Connection Diagram - Mini Converter to SASD Panel Board




## Connection Diagram - Mini Converter to SASD All in one Control Unit




## Connection Diagram - Single Phase Starter to Auto Start Unit



## Connection Diagram - Condenser Panel to SASD Panel Board




Connection Diagram - Condenser Pannel to DOL Pannel



Connection Diagram - Condenser Pannel to OIL SASD Starter



Connection Diagram - Condenser Pannel to DOL OIL Starter







# Spares List

## Condensers

### RUNNING - CONDENSER

SL. No.	Model	VALUE
SL - 1	RUN - CONDENSER	25 - MFD
SL - 2	RUN - CONDENSER	36 - MFD
SL - 3	RUN - CONDENSER	50 - MFD

### STARTING - CONDENSER

SL. No.	Model	VALUE
SL - 4	START - CONDENSER	100/120
SL - 5	START - CONDENSER	120/150
SL - 6	START - CONDENSER	150/200
SL - 7	START - CONDENSER	200/250

## Contactors



### CONTACTOR - 2 - POLE

SL. No.	Model	SUPPLY	VALUE	Supply
SL - 8	SSS - 16A	2 - POLE	220 V	3 - PH
SL - 9	SSS - 16A	2 - POLE	380 V	3 - PH
SL - 10	SSS - 16A	1NO / 1NC	380 V	3 - PH

### CONTACTOR - 4 - POLE

SL. No.	Model	SUPPLY	VALUE	Supply
SL - 11	CH - CONTACTOR - 16A	4 - POLE	380 V	3 - PH
SL - 12	CH - CONTACTOR - 25A	4 - POLE	380 V	3 - PH
SL - 13	CH - CONTACTOR - 40A	4 - POLE	380 V	3 - PH
SL - 14	LTLK - MU - 16A - 380V	4 - POLE	380 V	3 - PH
SL - 15	LTLK - MU - 25A - 380V	4 - POLE	380 V	3 - PH



## Spares List Transformers

TRANSFORMERS		
SL. No.	TRANSFORMER	SUPPLY
SL - 16	16V - MOBILE BIG	3 - PH
SL - 17	18V - PREVENTER	3 - PH
SL - 18	18V - AUTO	P/N
SL - 19	18V - MINI / 2/3 / LCD	3 - PH
SL - 20	18V - 2/3 AVR TR WITH PCB	3 - PH



## Connectors



CONNECTORS		
SL. No.	CONNECTORS	SUPPLY
SL - 21	3 - WAY	3 - PH
SL - 22	5 - WAY	3 - PH
SL - 23	6 - WAY-330k 1w – 6 nos	3 - PH



## Switches



SWITCHES		
SL. No.	SWITCHES	SUPPLY
SL - 24	AUTO SWITCH - Small	3 - PH
SL - 25	BLACK SWITCH - Big	3 - PH
SL - 26	GREEN SWITCH	3 - PH
SL - 27	RED SWITCH	3 - PH



# Spares List

## Spares



SPARES	
SL. No.	Spares
SL - 28	MINI - RELAY
SL - 29	CH - COIL - 220/380V
SL - 30	TC - COIL - 380V
SL - 31	CB - 11
SL - 32	SR - 65 - 30A
SL - 33	SR - 65 - 50A
SL - 34	SR - 65 - 500V
SL - 35	CT- COIL



## PCB Spares



PCB SPARES		
SL. No.	PCB - Spares	SUPPLY
SL - 36	2 - LED PCB - Mini	2/3
SL - 37	3 - LED PCB - Mini	2/3
SL - 38	4 - LED PCB - 2/3 Old	2/3
SL - 39	6 - LED PCB - 2/3 New	2/3
SL - 40	MOBILE PCB - Small	3 - PH
SL - 41	MOBILE PCB - Big	3 - PH
SL - 42	LCD - PCB (ALL IN ONE)	3 - PH



## S.S. Switch Gears

### एस. एस. स्विच गियर्स

#27/1, गुरु कृपा बिल्डिंग,  
बी.व्ही.के. अय्यंगर रोड  
बेंगलोर-560053 (कर्नाटक)

# 27/1, Guru Krupa Building,  
B.V.K, Iyengar Road  
Bengaluru – 5600 53, Karnataka, INDIA  
Email : sales@ssswitchgears.com  
info@ssswitchgears.com  
raja@ssswitchgears.com  
Tel : +91 80 22352489, 41225260  
M : +91 98454 10102

### ಎಸ್.ಎಸ್. ಸ್ವಿಚ್ ಗೇರ್ಸ್

ನಂ.27/1, ಗುರು ಕೃಪಾ ಬಿಲ್ಡಿಂಗ್  
ಬಿ.ವಿ.ಕೆ. ಅಯ್ಯಂಗಾರ್ ರಸ್ತೆ  
ಬೆಂಗಳೂರು - 560053 ಕರ್ನಾಟಕ

### AUTHORIZED SERVICE CENTRES

#### TUMKUR

No. 4, Hulluraiah Complex  
Mandipete, JC Road  
TUMKUR  
KARNATAKA - 572101

#### CHANNARAYAPATTANA

No. 1049, Ground Floor,  
Near Renukamba Pipe Factory,  
Mysore Road, Kasaba Hobli,  
CHANNARAYAPATTANA, HASSAN  
KARNATAKA - 573116

#### TURVEKERE

608/570, Ground Floor,  
(Opp. Canara Bank) Tiptur Road,  
TURUVEKERE, TUMKUR DISTRICT,  
KARNATAKA - 572227

[www.ssswitchgears.com](http://www.ssswitchgears.com)

Help Line Mobile No : +91 9972009291